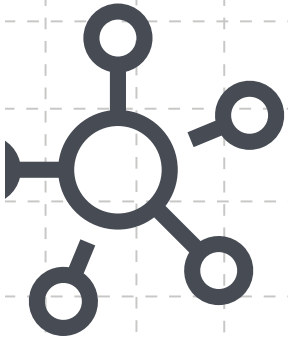
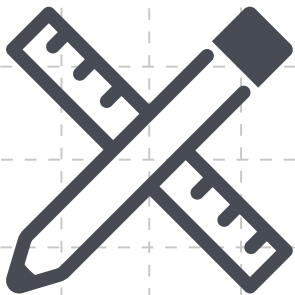
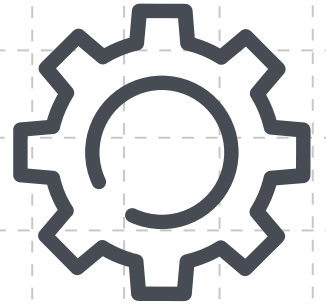


St. Jude ePic Challenge


EXPERIMENTING • PROTOTYPING • INVENTING • CREATING



Student Journal



stjude.org/epic • [#stjudebeEPIC](https://twitter.com/stjudebeEPIC)





This is Going to be EPIC!

Welcome to the St. Jude EPIC Challenge!

EPIC stands for Experimenting, Prototyping, Inventing and Creating. When you join the EPIC Challenge, you're joining with kids from all over the country who want to use their imagination and creativity to help the kids of St. Jude Children's Research Hospital®. We know that when you harness the power of your imagination, great things can happen. We can't wait to see you and your classmates put your minds to work with your epic creations.

This guide will show you how to research, imagine, plan, test and present an invention that could make life better for kids like those at St. Jude. As you finish each step, work with your parent or guardian to share your progress online and ask friends and family to support your invention by making a donation to St. Jude. Every dollar you raise helps more kids get better.

Are you ready? Let's do this!



St. Jude patient
Melanie, brain tumor





Research

What have you learned about St. Jude?

What's your favorite thing about the hospital?

Use your knowledge to help St. Jude kids! With the help of a parent or guardian, share what you learned online with a link to your fundraising page.





Imagine

Now that you've learned more about St. Jude, it's time to brainstorm! Think through the needs and challenges of St. Jude patients, doctors and researchers and what might help make their lives easier. Don't be afraid to use your imagination!

Challenges/Needs	Possible Solutions
<i>Kids with cancer sometimes lose their hair when they go through treatment</i>	<i>A confidence cloak covered in nice sayings to make them feel better</i>





Blueprint

Take a look at the ideas you came up with during your brainstorm and choose your favorite. Use this space to make a sketch of your idea. Draw as many details as possible, and label as many different parts as you can.

Now that your idea is starting to take shape, it's time to share an update online! Take a picture of your blueprint, and ask your friends and family to "fund" your invention by making a donation to St. Jude through your personal fundraising page.





My Invention

Now that you've sketched out your invention, it's time to bring it to life. Using supplies provided by your teacher, parent or guardian, build a model of your idea. Don't forget to snap a pic to share your progress online! The more you share, the more you help St. Jude kids.

What is your invention called?

What did you use to create your invention?

How does your invention work?





Test

The best way to make your invention even better is to ask for additional ideas from family and friends. Tell three people about your idea, the problem you're trying to solve and ask them: **“What do you think of my idea? What can I add to make it better?” Don't forget to work with your parent or guardian to share your invention online to get even more ideas!**

Test 1

Who I talked to: _____

Results: _____

Improvements: _____

Test 2

Who I talked to: _____

Results: _____

Improvements: _____

Test 3

Who I talked to: _____

Results: _____

Improvements: _____





Present

Wow! You've researched, planned, built, tested and improved your idea. Now it's time to show the world! Work with your teacher, parent or guardian to share your idea with your class, family and friends. Don't forget to share your finished product online to raise even more

money for St. Jude. When you fundraise, you can even win awesome prizes!

For more information, visit: stjude.org/epic
Spread the word and tag us at: [#stjudebeEPIC](https://twitter.com/stjudebeEPIC)

St. Jude patient **Colton**,
soft tissue cancer



©2020 ALSAC/St. Jude Children's Research Hospital (YP-710)

