









MEDULLOBLASTOMA MOLECULAR GROUPS

	WNT	SHH	Group 3	Group 4
% of Cases	10%	30%	25%	35%
Age Infant, Child, Adult				
Gender Ratio (M:F)	 1:1	 1:1	 2:1	 3:1
Tumor Location	Brainstem, 4th Ventricle	Cerebral Hemispheres	Midline, 4th Ventricle	Midline, 4th Ventricle
Disease Spread at Diagnosis	5–10%	15–20%	40–45%	35–40%
Pattern of Return	Rare; Local or Metastatic	Local or Metastatic	Local or Metastatic	Local or Metastatic
5-Year Survival	>90%	75%	50%	75%
Overall Outcome	Very Good	Intermediate	Poor	Intermediate
Gene Mutations	CTNNB1, DDX3X, SMARCA4, CREBBP	PTCH1, TP53, DDX3X, MYCN	SMARCA4, MYC, OTX2	OTX2, MYCN, KDM6A, TRB1